

**BEYOND THE SPIRAL
ARCH PATTERNS**

**BALLONKETTEN:
STRUKTUREN, MUSTER, DESIGNS**

HERAUSGEBER: STEVEN S. WILSON, 1990

ZENTRALE DORTMUND

Verwaltung · Verkauf · Lager

Airspace Workshop GmbH & Co. KG

Weissenburgerstr. 3

44135 Dortmund

Tel.: +49 231 55 69 70 0

Fax: +49 231 55 69 70 40

e-mail: info@ballonzauber.de

FILIALE BOCHUM

Verkauf

Südring 13

44787 Bochum

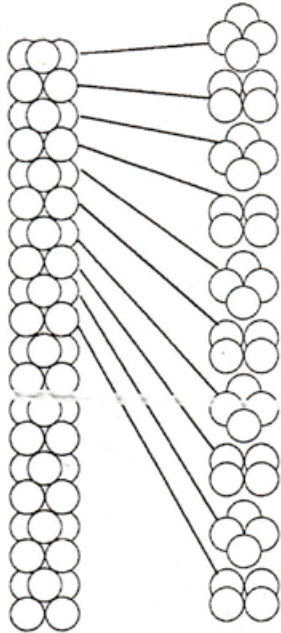
Tel.: +49 234 15 30 0

Fax: +49 234 68 63 74

e-mail: bochum@ballonzauber.de

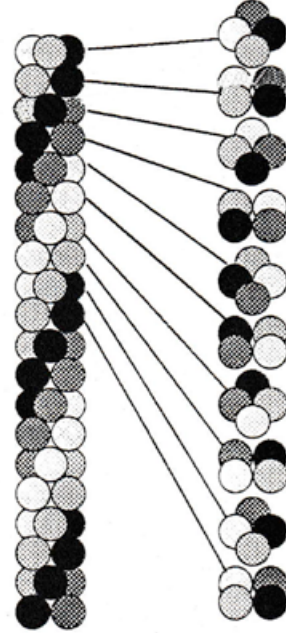
BALLONKETTEN: STRUKTUREN, MUSTER, DESIGNS

1 Blank Pattern Sheet



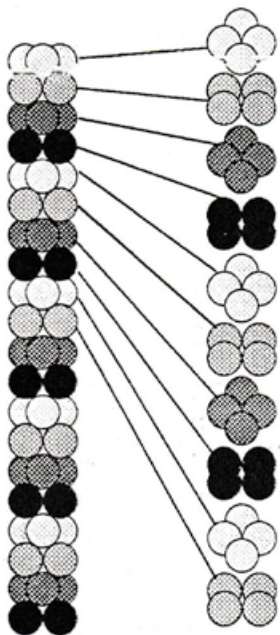
Here is a blank pattern. I invite you to 'go wild', dream up your own spectacular creations and then go out and sell them! Be sure and send in your photos to *Balloons and Parties TODAY* so everyone can share your success!

2 FOUR COLOR, FOUR PETAL SPIRAL ARCH PATTERN



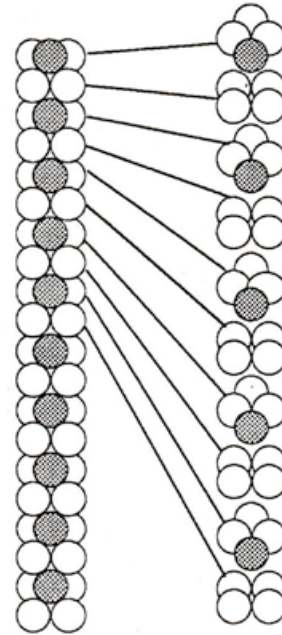
This is a standard pattern that most of you are now using on a regular basis. As this class progresses, you will understand that if you can master this intricate pattern, the remaining patterns are really very simple, yet they look far more intricate!

3 FOUR COLOR, FOUR PETAL COLOR RINGS



Color Rings offer a distinctively different approach to the arch makers ability to wow the kids. Most children will really enjoy these 'candy looking' circles of color.

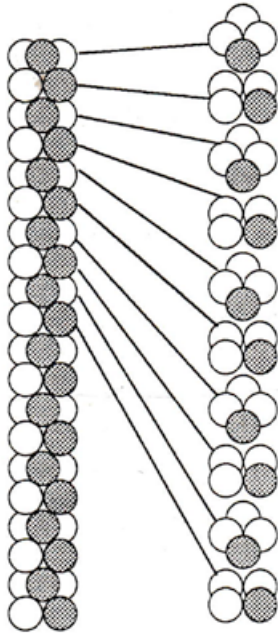
4 TWO COLOR, FOUR PETAL DOT PATTERN



The Dot Pattern is very simple to master yet very attractive when complete. When that call comes in to decorate for that 'Police Party', you'll be ready to 'police' in style!

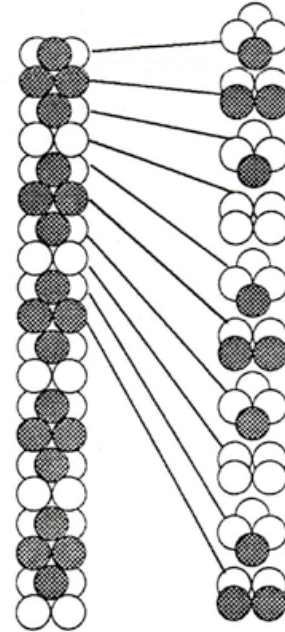
BALLONKETTEN: STRUKTUREN, MUSTER, DESIGNS

5 TWO COLOR, FOUR PETAL ZIPPER



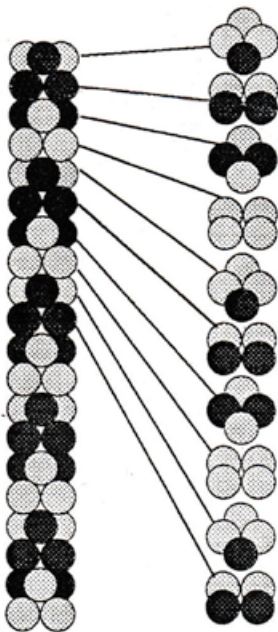
For an interesting change, zip your profits up in this unique zipper pattern arch. Introduced by Mark Tanner of Balloon Boom in New Mexico, the pattern is very easy to follow and provides an interesting twist to arch building.

6 TWO COLOR, FOUR PETAL DIAMOND PATTERN



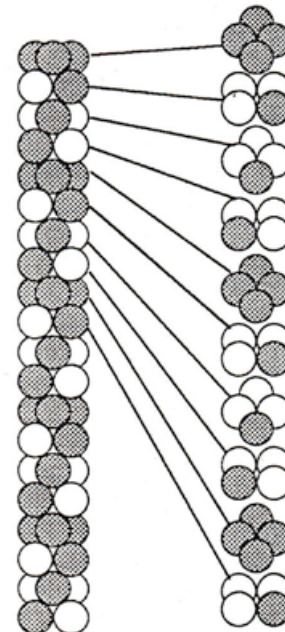
This diamond pattern can be sold as an engagement party idea or at a western roundup party. The pattern, if done in the right colors, could look very much like a diamond-back rattler! Either way, the effect is gorgeous.

7 TWO COLOR, FOUR PETAL OVERLAPPING ARROWS



The overlapping arrows pattern is simply another twist on the arrow pattern. Done in a black and white motif for best contrast, or any choice of bright colors, these arrows will surely point the way to success for your next decorating job!

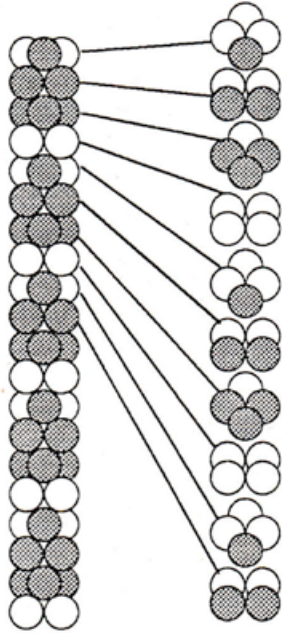
8 TWO COLOR, FOUR PETAL 'Z' PATTERN



What you 'Z' is what you get with this striking pattern. You can now fill the bill for balloon decorating from A to Z. The pattern is not difficult to produce and you can use it quite easily for columns. When the other balloonists can only offer a simple spiral, you can boast you have it all from A to Z!

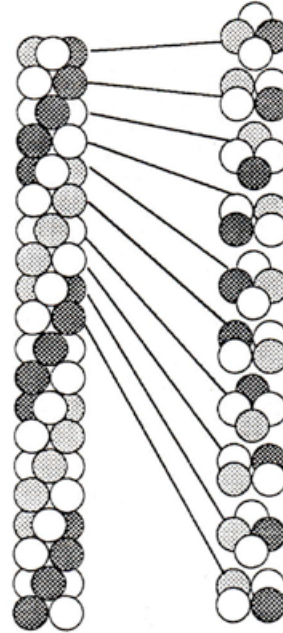
BALLONKETTEN: STRUKTUREN, MUSTER, DESIGNS

9 TWO COLOR FOUR PETAL ARROWS



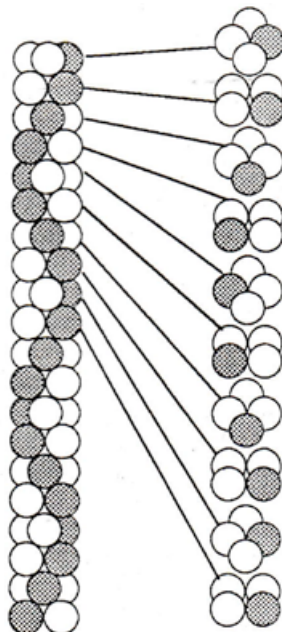
The single pointing arrow pattern lends a very interesting approach to arch and column making. You could build an arch with arrows pointing up on both sides and meet in the middle at the top with a fantastic center to dazzle all who attend the event. The possibilities are endless with this 'pointing creation'.

10 THREE COLOR, FOUR PETAL SPIRAL



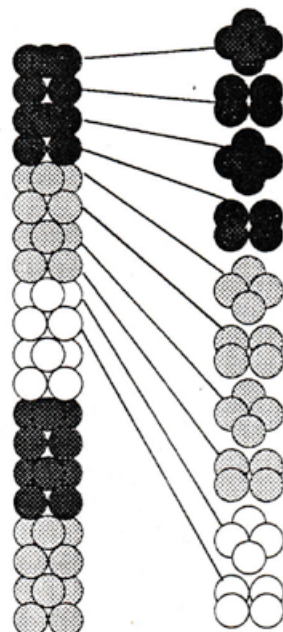
A simple variation on the four color spiral. There are times, especially in the summer, when the colors are red, white and blue and a four petal arch is needed. By simply doubling one of the colors, you can easily double spiral a single color. The effect is red, white, blue, white, red, white, etc.. Despite its difficult looks, it is actually easier to produce than the four color spiral!

11 TWO COLOR, FOUR PETAL SNAKE PATTERN



A variation on the Zig-Zag pattern. The contrasting color 'snakes' its way through the pattern. This particular swag makes for a nice bunting surrounding the ceiling areas of a room or stage.

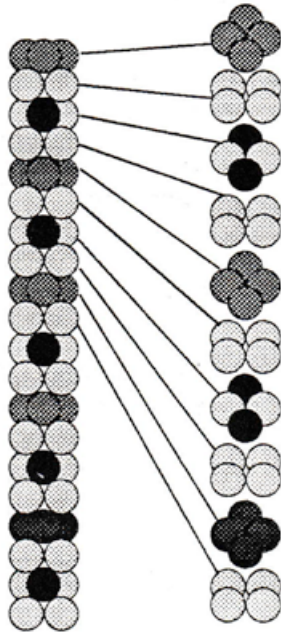
12 MANY COLOR, FOUR PETAL RAINBOW PATTERN ARCH



This pattern is really only stacks of color. Building it in the colors of the rainbow (for those who can't remember, Roy G. Biv: R (red) O (orange) Y (yellow) G (green) B (blue) I (indigo) V (violet)) will add splashes of color to every contracted event!

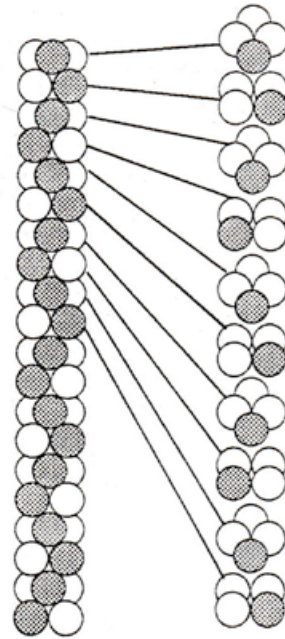
BALLONKETTEN: STRUKTUREN, MUSTER, DESIGNS

13 THREE COLOR, FOUR PETAL FLOWER



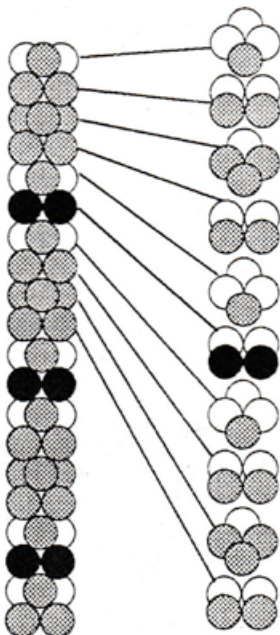
This pattern makes for an incredibly beautiful arch. Wonderful for spring and the promise of new flowers, and perhaps even better for Christmas. The arch, if done in white, green, and red makes a wonderful looking Christmas flower. You could make believe it's a poinsettia, or a pretty, blooming, Christmas cactus. Call it what you will, this pattern is sure to have your profits 'bloming'!

14 TWO COLOR, FOUR PETAL ZIG-ZAG PATTERN



The Zig-Zag pattern is a clever way of weaving a single color through an arch. Bunting or a dance floor perimeter are all good ideas for this presentation of pattern and color. For an interesting switch, you could make each direction of the Zig-Zag a different color, or alternate two colors throughout. Your imagination is the only limit to what you can create!

15 THREE COLOR, FOUR PETAL LARGE DIAMOND PATTERN



Diamonds are a girls best friend, or so says Marilyn anyway. In this pattern a large diamond shape is used to strike the imagination. It is set off by contrasting colors between the diamonds to add interest. Can you visualize your prize winning float in the next Christmas parade, rolling down the street with this pattern done in red, green, and white marking the perimeter of your float's base? I can almost see it now!